

# A Survey of Voters in Wisconsin

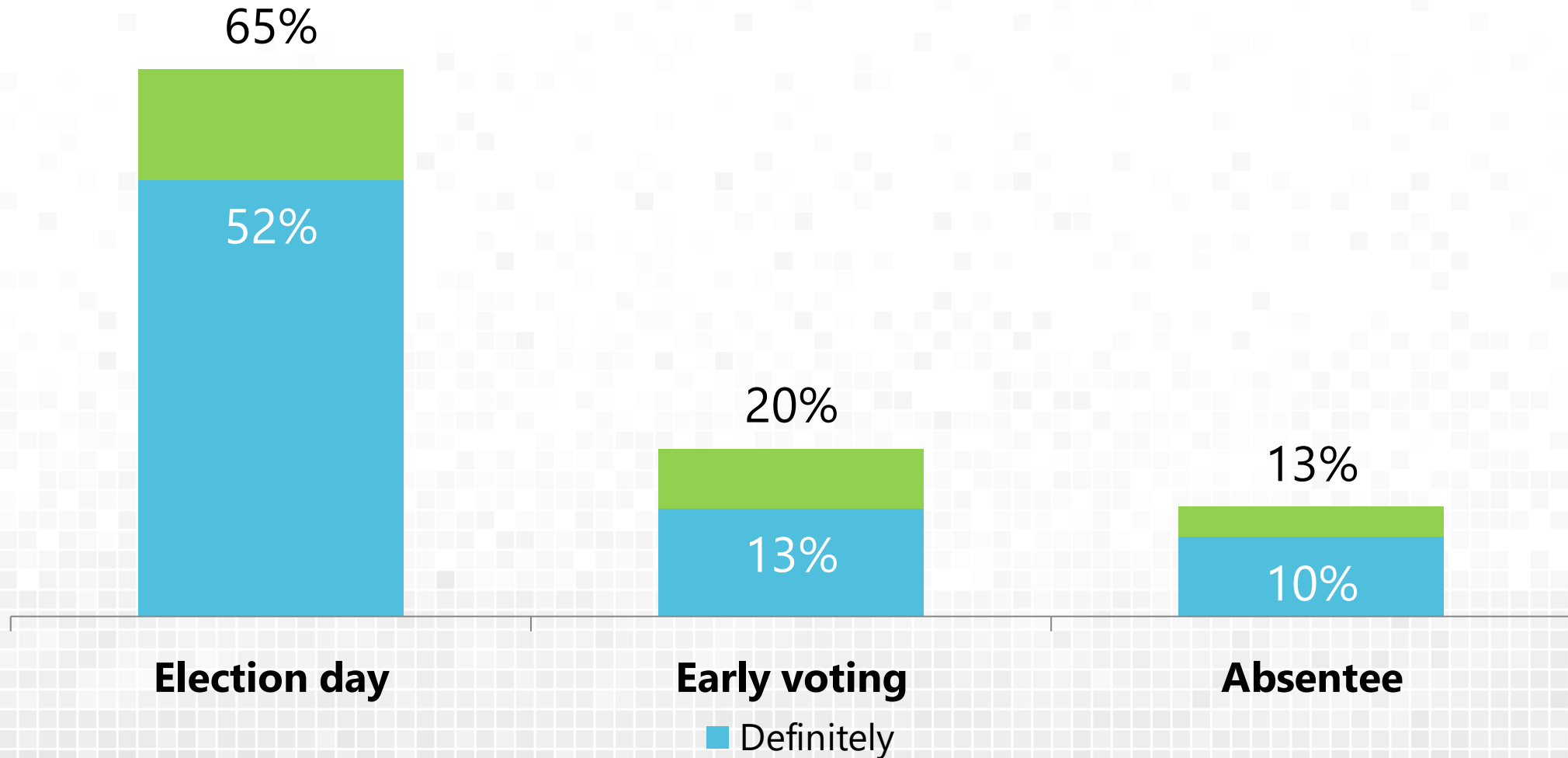
**Field Dates: February 14-17, 2026**

**N=601 likely registered voters**

# 2026 LIKELIHOOD TO VOTE

	All	GOP	DEM	IND
<b>Extremely likely</b>	<b>75%</b>	<b>74%</b>	<b>80%</b>	<b>67%</b>
<b>Very likely</b>	<b>17%</b>	<b>16%</b>	<b>15%</b>	<b>19%</b>
<b>Somewhat likely</b>	<b>5%</b>	<b>7%</b>	<b>2%</b>	<b>7%</b>
<b>Not likely</b>	<b>3%</b>	<b>4%</b>	<b>2%</b>	<b>5%</b>
<b>Unsure</b>	<b>--</b>	<b>--</b>	<b>--</b>	<b>2%</b>

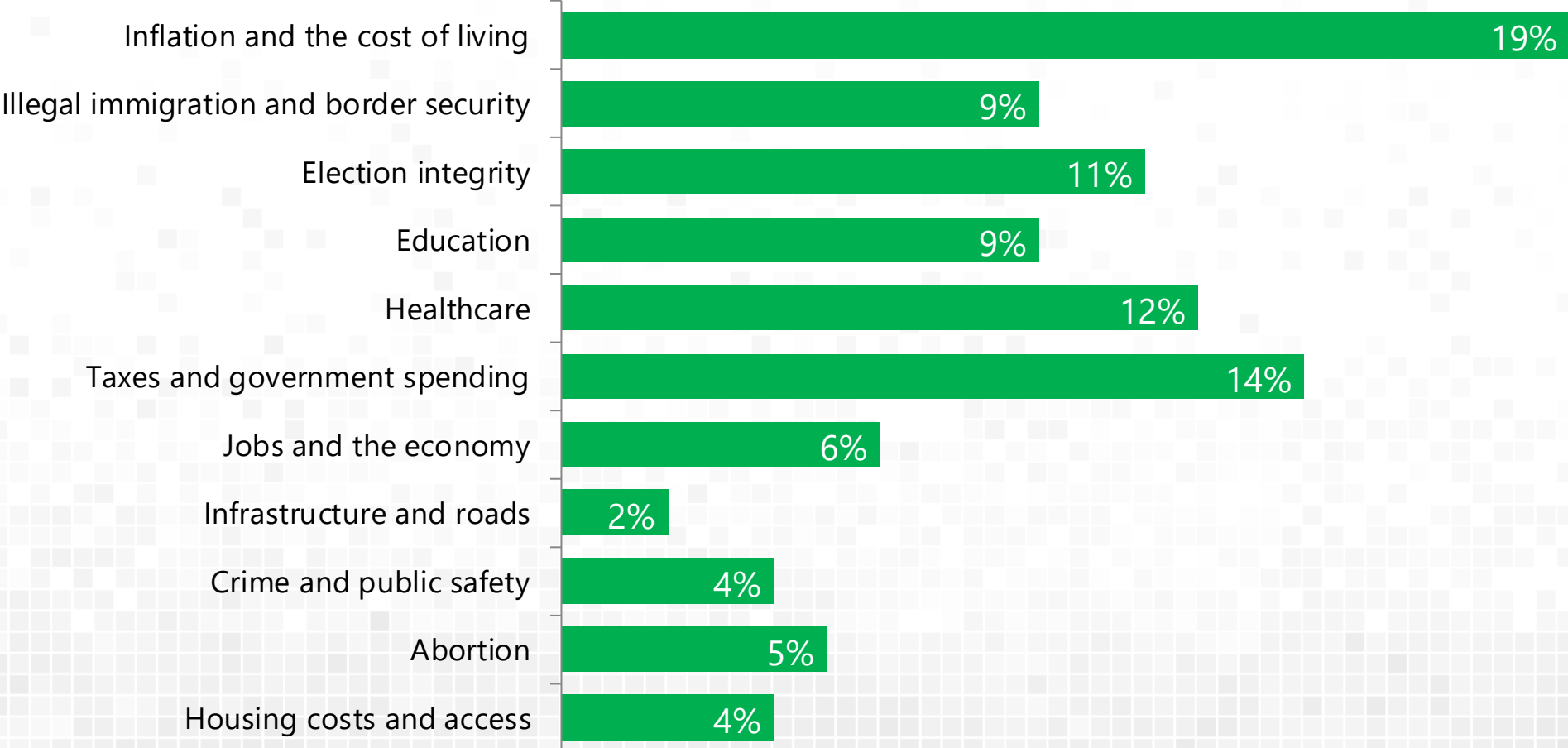
**Do you intend to vote by -- going to your polling place on election day, casting your ballot in person during "early voting", or voting by absentee ballot?**



**Do you intend to vote by -- going to your polling place on election day, casting your ballot in person during “early voting”, or voting by absentee ballot?**

	<b>All</b>	<b>GOP</b>	<b>DEM</b>	<b>IND</b>
<b>Election Day</b>	<b>65%</b>	<b>75%</b>	<b>56%</b>	<b>63%</b>
<b>Early vote</b>	<b>20%</b>	<b>18%</b>	<b>23%</b>	<b>19%</b>
<b>Absentee/Mail</b>	<b>13%</b>	<b>6%</b>	<b>20%</b>	<b>15%</b>
<b>Unsure</b>	<b>1%</b>	<b>--</b>	<b>1%</b>	<b>3%</b>

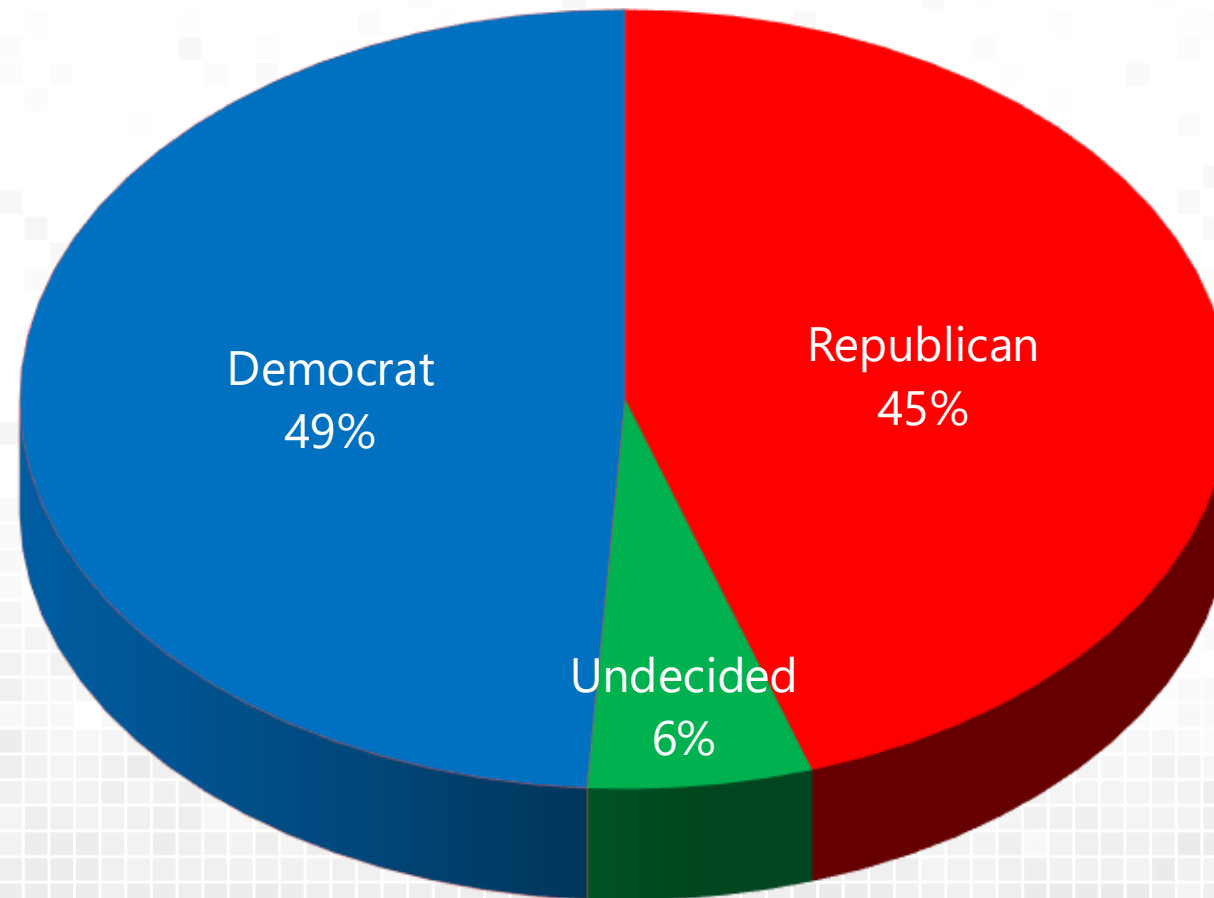
**Now here is a list of issues that some people from this part of Wisconsin have said are important to them in the election for Governor. Please indicate which one issue you think is most important.**



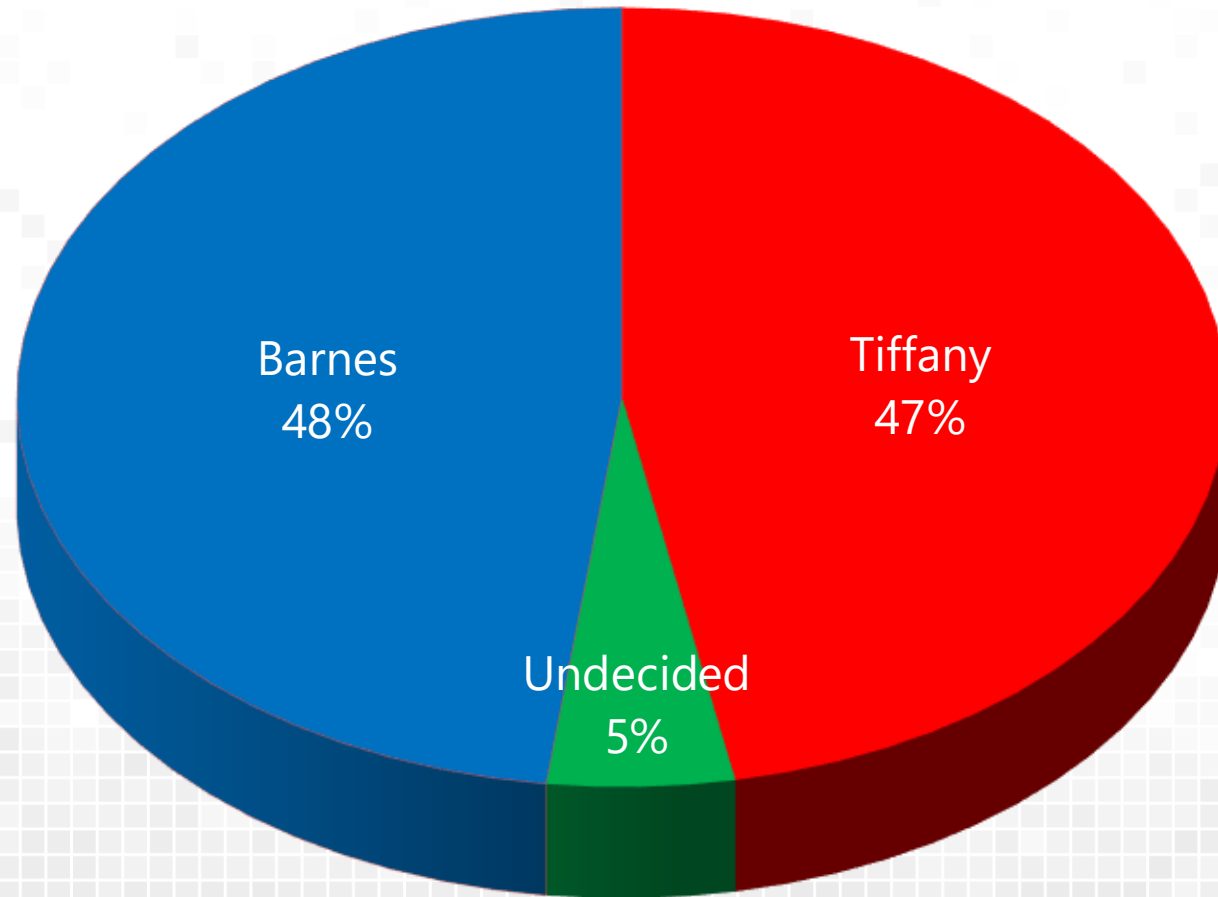
**Now here is a list of issues that some people from this part of Wisconsin have said are important to them in the election for Governor. Please indicate which one issue you think is most important.**

	All	GOP	DEM	IND
<b>Inflation/COL</b>	<b>19%</b>	<b>13%</b>	<b>25%</b>	<b>19%</b>
<b>Taxes/government spending</b>	<b>14%</b>	<b>24%</b>	<b>4%</b>	<b>12%</b>
<b>Healthcare</b>	<b>12%</b>	<b>7%</b>	<b>19%</b>	<b>9%</b>
<b>Election integrity</b>	<b>11%</b>	<b>15%</b>	<b>10%</b>	<b>8%</b>
<b>Education</b>	<b>9%</b>	<b>1%</b>	<b>17%</b>	<b>9%</b>
<b>Immigration/BS</b>	<b>9%</b>	<b>19%</b>	<b>--</b>	<b>8%</b>

**If the election for Congress was being held today, and you had to make a choice, would you be voting for -- the Republican candidate or the Democrat candidate -- in your district?**



**If the election for Governor were held today and you had to make a choice, for whom would you vote... Tom Tiffany, the Republican, or Mandela Barnes, the Democrat?**

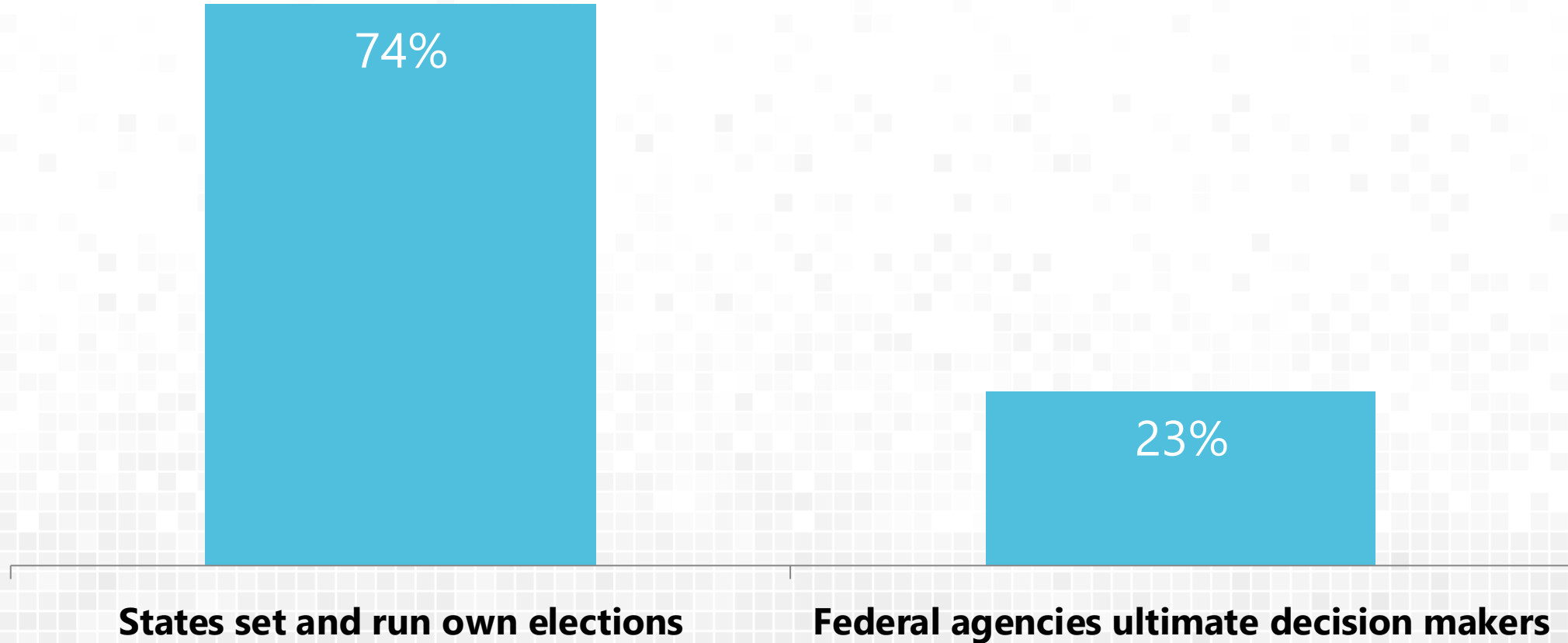


# VIEWS OF ELECTIONS IN WISCONSIN

## VIEW ON ISSUE OF STATE / FEDERAL ELECTION OVERSIGHT

States should set and run their own elections with federal agencies only having a limited oversight role

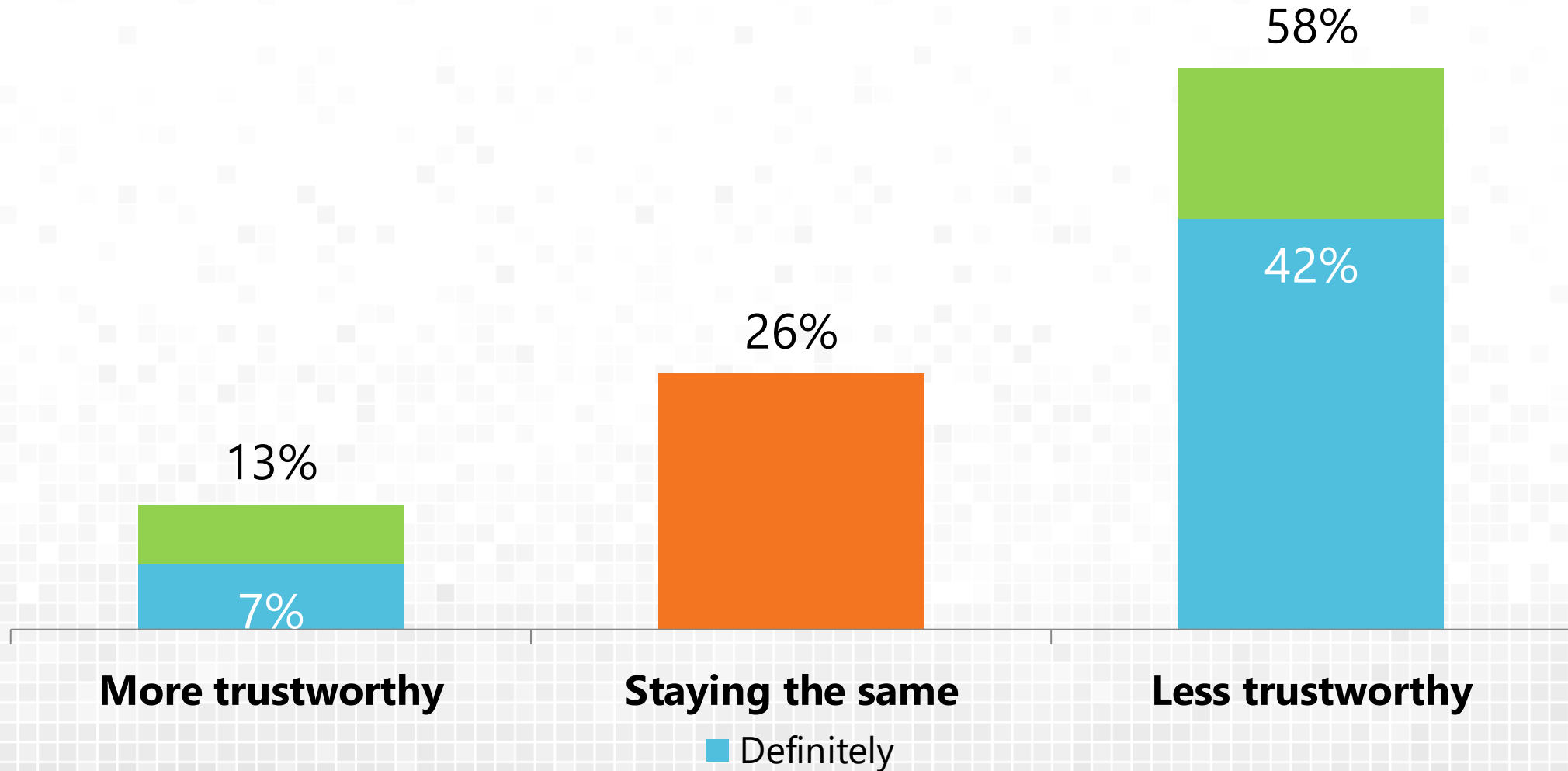
Federal agencies should be the ultimate decision-makers on election administration, even if a state disagrees with it



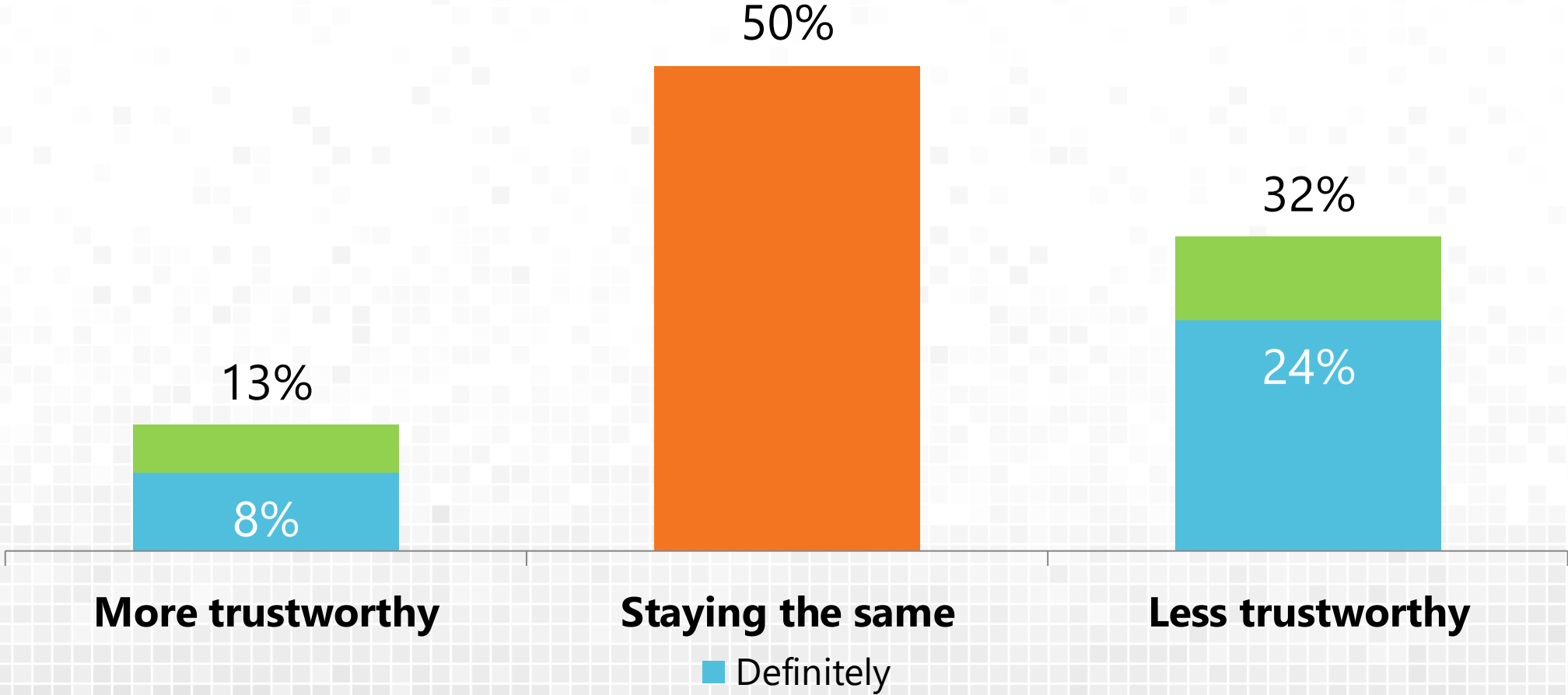
## VIEW ON ISSUE OF STATE / FEDERAL ELECTION OVERSIGHT

	State Control	Federal Agencies	Unsure
<b>All</b>	<b>74%</b>	<b>23%</b>	<b>1%</b>
<b>Milwaukee County</b>	<b>82%</b>	<b>18%</b>	<b>--</b>
<b>Waukesha County</b>	<b>70%</b>	<b>28%</b>	<b>1%</b>
<b>Rest of Milwaukee DMA</b>	<b>71%</b>	<b>27%</b>	<b>3%</b>
<b>Madison DMA</b>	<b>84%</b>	<b>10%</b>	<b>3%</b>
<b>Green Bay DMA</b>	<b>75%</b>	<b>22%</b>	<b>3%</b>
<b>White</b>	<b>75%</b>	<b>22%</b>	<b>2%</b>
<b>Black</b>	<b>60%</b>	<b>35%</b>	<b>4%</b>
<b>Men</b>	<b>71%</b>	<b>25%</b>	<b>3%</b>
<b>Women</b>	<b>76%</b>	<b>22%</b>	<b>2%</b>
<b>18-34</b>	<b>71%</b>	<b>25%</b>	<b>--</b>
<b>35-44</b>	<b>77%</b>	<b>21%</b>	<b>2%</b>
<b>45-64</b>	<b>77%</b>	<b>20%</b>	<b>2%</b>
<b>65+</b>	<b>67%</b>	<b>26%</b>	<b>3%</b>
<b>High School</b>	<b>63%</b>	<b>32%</b>	<b>3%</b>
<b>Some college</b>	<b>74%</b>	<b>23%</b>	<b>2%</b>
<b>College graduate</b>	<b>78%</b>	<b>20%</b>	<b>1%</b>
<b>Republican</b>	<b>60%</b>	<b>36%</b>	<b>1%</b>
<b>Democrat</b>	<b>87%</b>	<b>13%</b>	<b>--</b>
<b>Independent</b>	<b>75%</b>	<b>17%</b>	<b>6%</b>

Would you say that the administration of elections **across the country** as a whole is getting – more trustworthy, less trustworthy, or staying the same?



Would you say that the administration of elections **in Wisconsin** is getting – more trustworthy, less trustworthy, or staying the same?



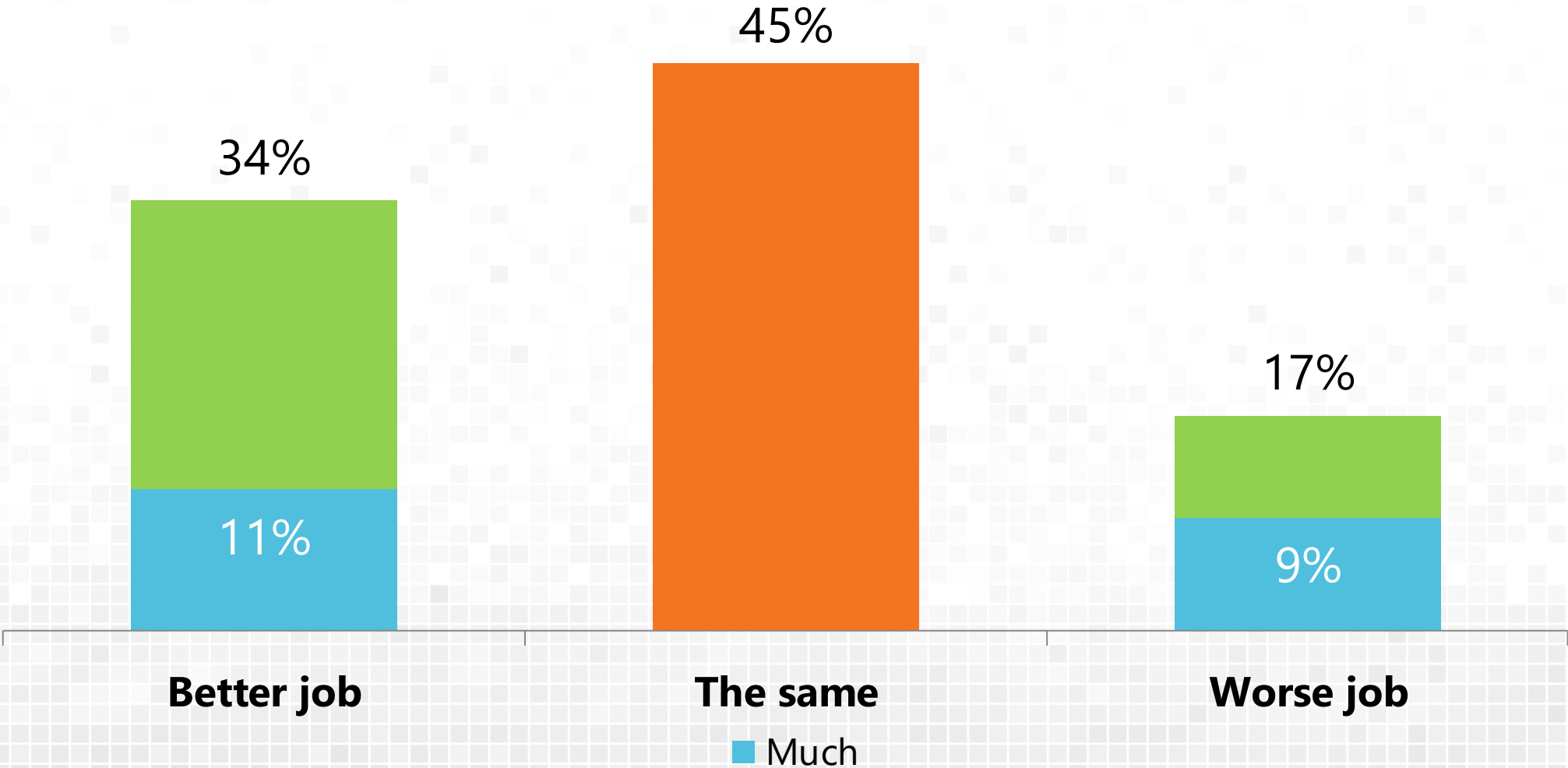
# Would you say that the administration of elections **across the country / in Wisconsin** is getting – more trustworthy, less trustworthy, or staying the same?

All Voters	Nationally	Wisconsin
More trustworthy	13%	13%
About the same	26%	50%
Less trustworthy	58%	32%
<b>Republicans</b>		
More trustworthy	20%	7%
About the same	16%	36%
Less trustworthy	61%	52%
<b>Democrats</b>		
More trustworthy	9%	19%
About the same	32%	63%
Less trustworthy	56%	14%
<b>Independents</b>		
More trustworthy	8%	13%
About the same	34%	53%
Less trustworthy	57%	29%

Would you say that the administration of elections **in Wisconsin** is getting –  
**more trustworthy, less trustworthy, or staying the same?**

	More Trustworthy	The Same	Less Trustworthy
<b>All</b>	<b>13%</b>	<b>50%</b>	<b>32%</b>
<b>Milwaukee County</b>	<b>19%</b>	<b>45%</b>	<b>32%</b>
<b>Waukesha County</b>	<b>5%</b>	<b>63%</b>	<b>30%</b>
<b>Rest of Milwaukee DMA</b>	<b>9%</b>	<b>47%</b>	<b>42%</b>
<b>Madison DMA</b>	<b>19%</b>	<b>50%</b>	<b>21%</b>
<b>Green Bay DMA</b>	<b>14%</b>	<b>53%</b>	<b>31%</b>
<b>Men</b>	<b>12%</b>	<b>47%</b>	<b>35%</b>
<b>Women</b>	<b>14%</b>	<b>52%</b>	<b>30%</b>
<b>18-34</b>	<b>12%</b>	<b>51%</b>	<b>32%</b>
<b>35-44</b>	<b>13%</b>	<b>53%</b>	<b>28%</b>
<b>45-64</b>	<b>11%</b>	<b>51%</b>	<b>35%</b>
<b>65+</b>	<b>15%</b>	<b>46%</b>	<b>32%</b>
<b>High School</b>	<b>10%</b>	<b>43%</b>	<b>41%</b>
<b>Some college</b>	<b>11%</b>	<b>58%</b>	<b>29%</b>
<b>College graduate</b>	<b>15%</b>	<b>51%</b>	<b>30%</b>
<b>Election Day voters</b>	<b>12%</b>	<b>50%</b>	<b>33%</b>
<b>Early voters</b>	<b>15%</b>	<b>44%</b>	<b>35%</b>
<b>Absentee/Mail voters</b>	<b>13%</b>	<b>60%</b>	<b>23%</b>

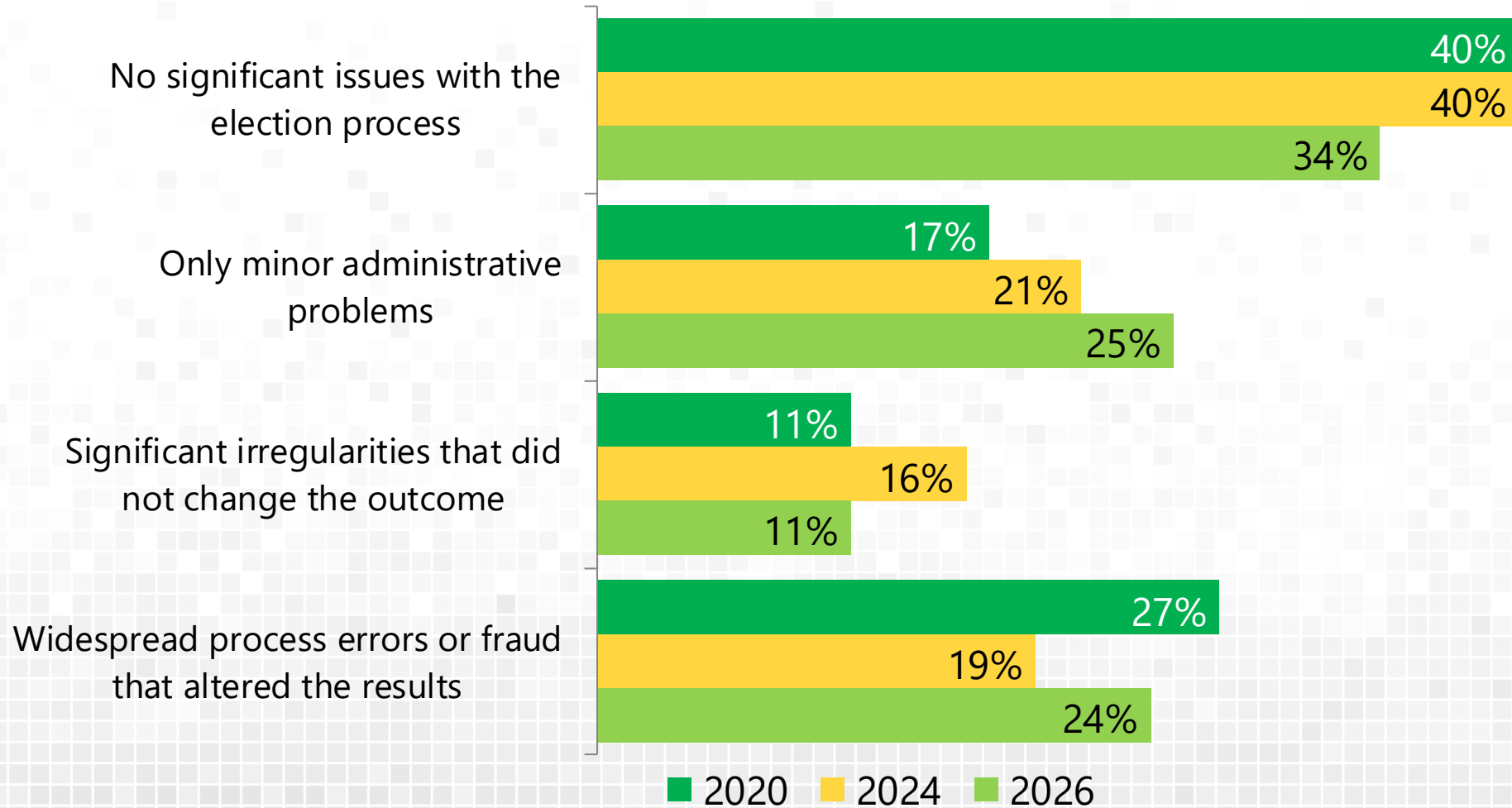
**Do you think that Wisconsin does -- a better job, about the same job, or a worse job -- of ensuring that ballots are accurately cast and counted?**



# Do you think that Wisconsin does -- a better job, about the same job, or a worse job -- of ensuring that ballots are accurately cast and counted?

	Beter Job	Same Job	Worse Job
<b>All</b>	<b>34%</b>	<b>45%</b>	<b>17%</b>
<b>Milwaukee County</b>	<b>25%</b>	<b>52%</b>	<b>20%</b>
<b>Waukesha County</b>	<b>27%</b>	<b>39%</b>	<b>31%</b>
<b>Rest of Milwaukee DMA</b>	<b>37%</b>	<b>47%</b>	<b>15%</b>
<b>Madison DMA</b>	<b>37%</b>	<b>48%</b>	<b>9%</b>
<b>Green Bay DMA</b>	<b>38%</b>	<b>39%</b>	<b>17%</b>
<b>White</b>	<b>35%</b>	<b>48%</b>	<b>14%</b>
<b>Black</b>	<b>43%</b>	<b>24%</b>	<b>28%</b>
<b>Men</b>	<b>32%</b>	<b>44%</b>	<b>20%</b>
<b>Women</b>	<b>36%</b>	<b>46%</b>	<b>15%</b>
<b>18-34</b>	<b>32%</b>	<b>50%</b>	<b>14%</b>
<b>35-44</b>	<b>36%</b>	<b>42%</b>	<b>19%</b>
<b>45-64</b>	<b>28%</b>	<b>52%</b>	<b>17%</b>
<b>65+</b>	<b>41%</b>	<b>35%</b>	<b>17%</b>
<b>High School</b>	<b>40%</b>	<b>33%</b>	<b>19%</b>
<b>Some college</b>	<b>28%</b>	<b>53%</b>	<b>16%</b>
<b>College graduate</b>	<b>34%</b>	<b>47%</b>	<b>17%</b>
<b>Republican</b>	<b>27%</b>	<b>34%</b>	<b>32%</b>
<b>Democrat</b>	<b>39%</b>	<b>53%</b>	<b>6%</b>
<b>Independent</b>	<b>37%</b>	<b>50%</b>	<b>10%</b>
<b>Election Day voters</b>	<b>33%</b>	<b>45%</b>	<b>17%</b>
<b>Early voters</b>	<b>33%</b>	<b>42%</b>	<b>23%</b>
<b>Absentee/Mail voters</b>	<b>41%</b>	<b>49%</b>	<b>9%</b>

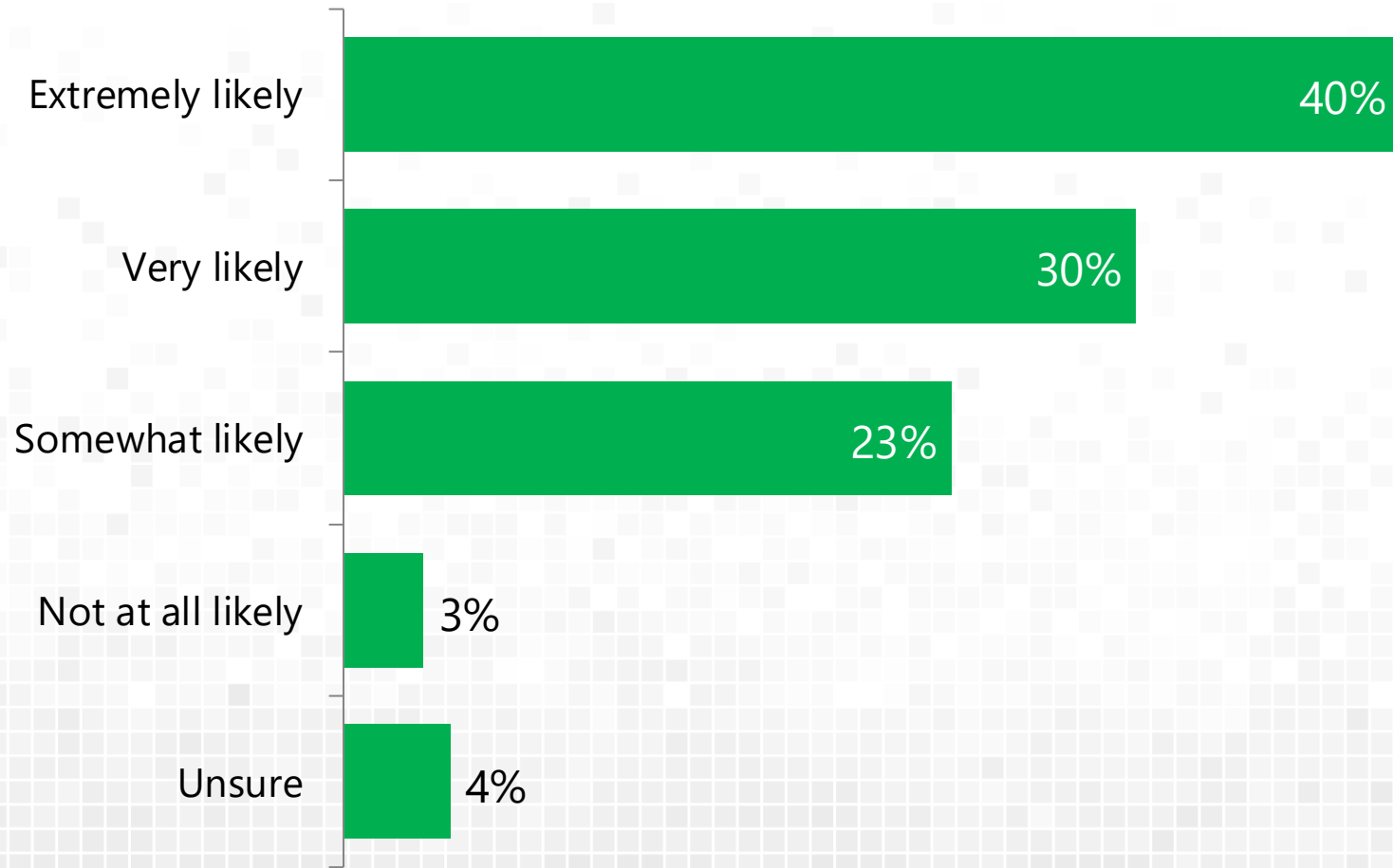
## VIEWS ON WISCONSIN ELECTION PROCESS



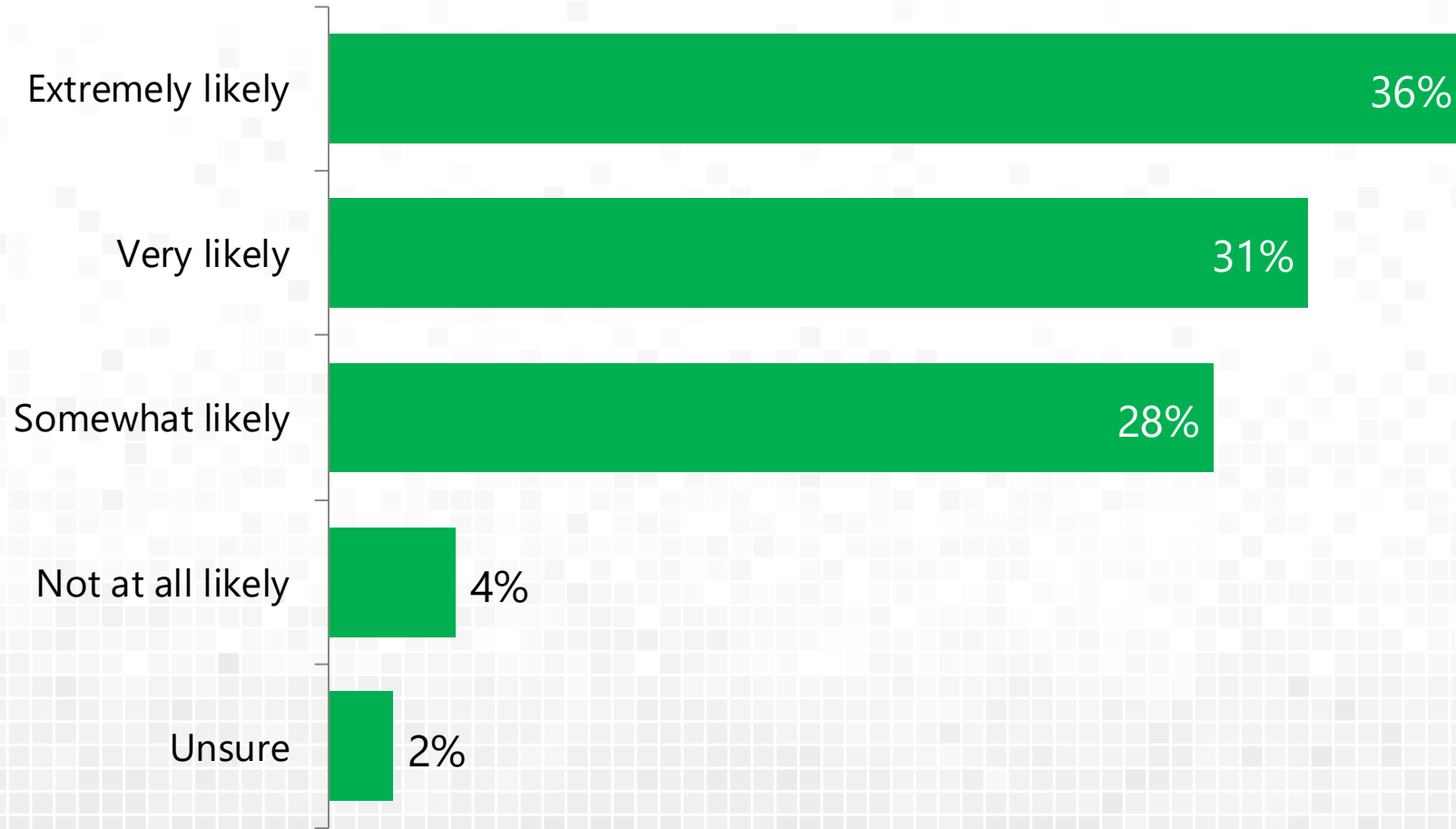
# Which of the following options do you think will be the case with the 2020, 2024, and upcoming 2026 Wisconsin election process?

All Voters	2020 Elections	2024 Elections	2026 Elections
No issues	41%	41%	35%
Minor problems	17%	21%	25%
Irregularities – did not change outcome	11%	16%	11%
Widespread errors – altered results	27%	19%	23%
<b>Republicans</b>			
No issues	9%	16%	13%
Minor problems	17%	25%	28%
Irregularities – did not change outcome	18%	24%	17%
Widespread errors – altered results	51%	30%	35%
<b>Democrats</b>			
No issues	69%	64%	56%
Minor problems	17%	18%	21%
Irregularities – did not change outcome	4%	6%	5%
Widespread errors – altered results	6%	11%	12%
<b>Independents</b>			
No issues	48%	45%	39%
Minor problems	18%	19%	24%
Irregularities – did not change outcome	12%	16%	12%
Widespread errors – altered results	20%	15%	21%

**Thinking about the 2026 election for Governor in Wisconsin.  
Regardless of which candidate wins the election –  
How likely would you say you will be to accept the official results from the Wisconsin Secretary of State?**



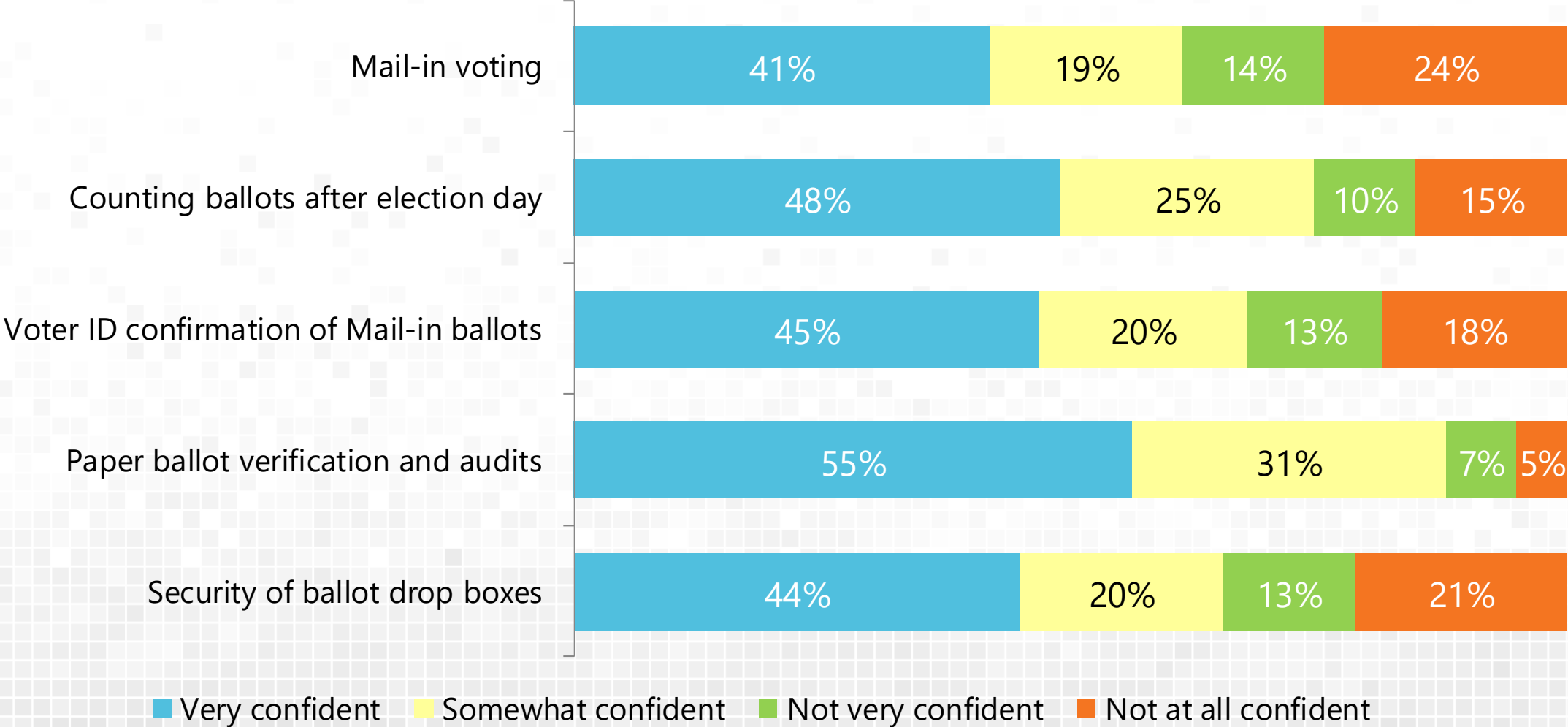
**Thinking nationally about high-profile federal elections for the U.S. House and U.S. Senate coming up in 2026. Regardless of which party wins –  
How likely would you say you will be to accept the official results from the Wisconsin Election Commission?**



## Regardless of which party wins – How likely would you say you will be to accept the official results

<b>All Voters</b>	<b>State Races</b>	<b>Federal Races</b>
Very likely	70%	66%
Somewhat likely	23%	28%
Not likely	3%	4%
Unsure	4%	2%
<b>Republicans</b>		
Very likely	55%	52%
Somewhat likely	35%	43%
Not likely	5%	3%
Unsure	5%	2%
<b>Democrats</b>		
Very likely	83%	80%
Somewhat likely	14%	14%
Not likely	2%	5%
Unsure	2%	2%
<b>Independents</b>		
Very likely	75%	69%
Somewhat likely	18%	24%
Not likely	2%	3%
Unsure	5%	4%

# CONFIDENCE WISCONSIN ELECTION PROCESS KEEP ELECTIONS FAIR AND ACCURATE



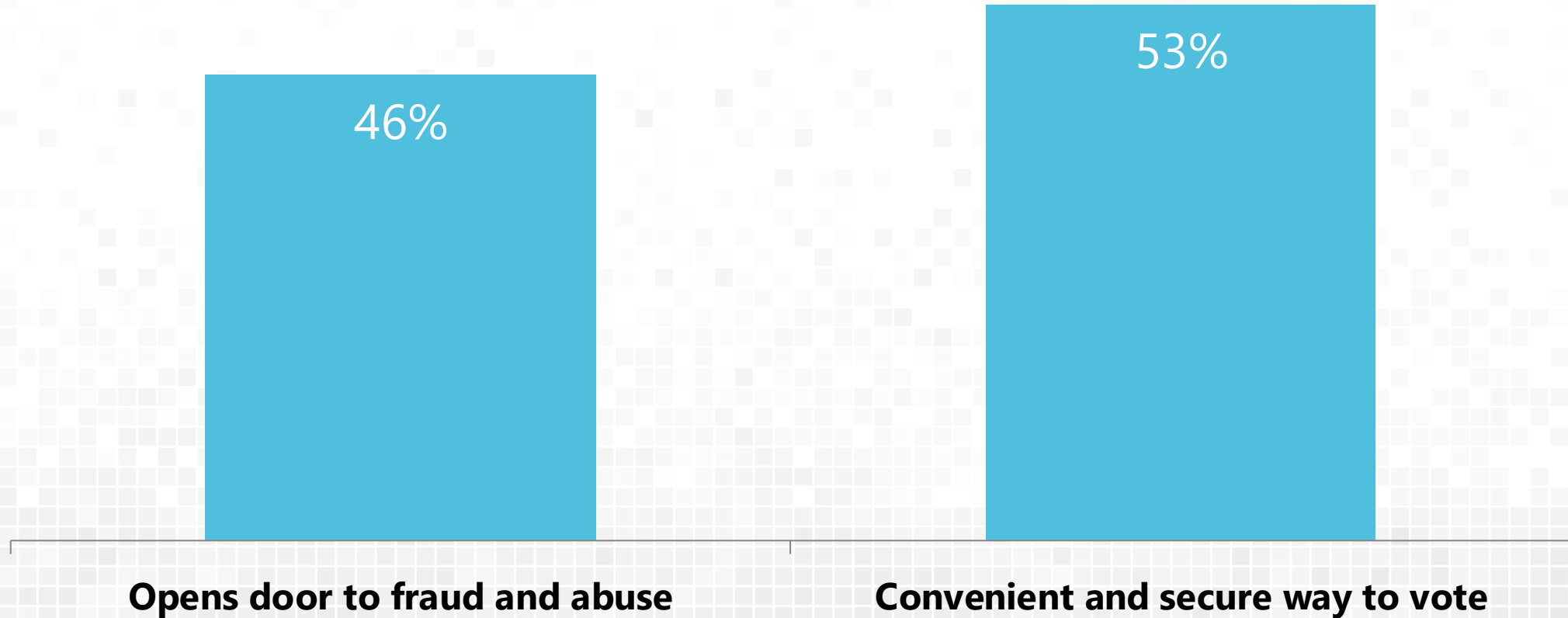
# CONFIDENCE WISCONSIN ELECTION PROCESS KEEP ELECTIONS FAIR AND ACCURATE

All Voters	Mail-in Voting	Ballot Counting after E.D.	Voter ID Confirm of Mail Ballots	Verification And audit of Paper Ballots	Drop Box Security
<b>Confident (Total)</b>	<b>60%</b>	<b>73%</b>	<b>65%</b>	<b>85%</b>	<b>63%</b>
<b>Confident (Very)</b>	<b>41%</b>	<b>48%</b>	<b>44%</b>	<b>55%</b>	<b>44%</b>
<b>Not confident (Total)</b>	<b>38%</b>	<b>25%</b>	<b>31%</b>	<b>12%</b>	<b>34%</b>
<b>Not confident (Very)</b>	<b>24%</b>	<b>15%</b>	<b>18%</b>	<b>5%</b>	<b>21%</b>
<b>Republicans</b>					
<b>Confident</b>	<b>28%</b>	<b>52%</b>	<b>38%</b>	<b>77%</b>	<b>34%</b>
<b>Not confident</b>	<b>72%</b>	<b>45%</b>	<b>58%</b>	<b>20%</b>	<b>62%</b>
<b>Unsure</b>	<b>1%</b>	<b>3%</b>	<b>3%</b>	<b>2%</b>	<b>4%</b>
<b>Democrats</b>					
<b>Confident</b>	<b>92%</b>	<b>92%</b>	<b>90%</b>	<b>94%</b>	<b>93%</b>
<b>Not confident</b>	<b>6%</b>	<b>7%</b>	<b>7%</b>	<b>5%</b>	<b>6%</b>
<b>Unsure</b>	<b>2%</b>	<b>1%</b>	<b>3%</b>	<b>--</b>	<b>1%</b>
<b>Independents</b>					
<b>Confident</b>	<b>63%</b>	<b>77%</b>	<b>69%</b>	<b>85%</b>	<b>65%</b>
<b>Not confident</b>	<b>33%</b>	<b>21%</b>	<b>24%</b>	<b>10%</b>	<b>31%</b>
<b>Unsure</b>	<b>4%</b>	<b>2%</b>	<b>6%</b>	<b>5%</b>	<b>4%</b>

## VIEW ON MAIL BALLOTS AND MAIL-IN VOTING

Mail-in voting opens the door to fraud and abuse. If elections are going to be secure, voting should only happen in person, not through the mail.

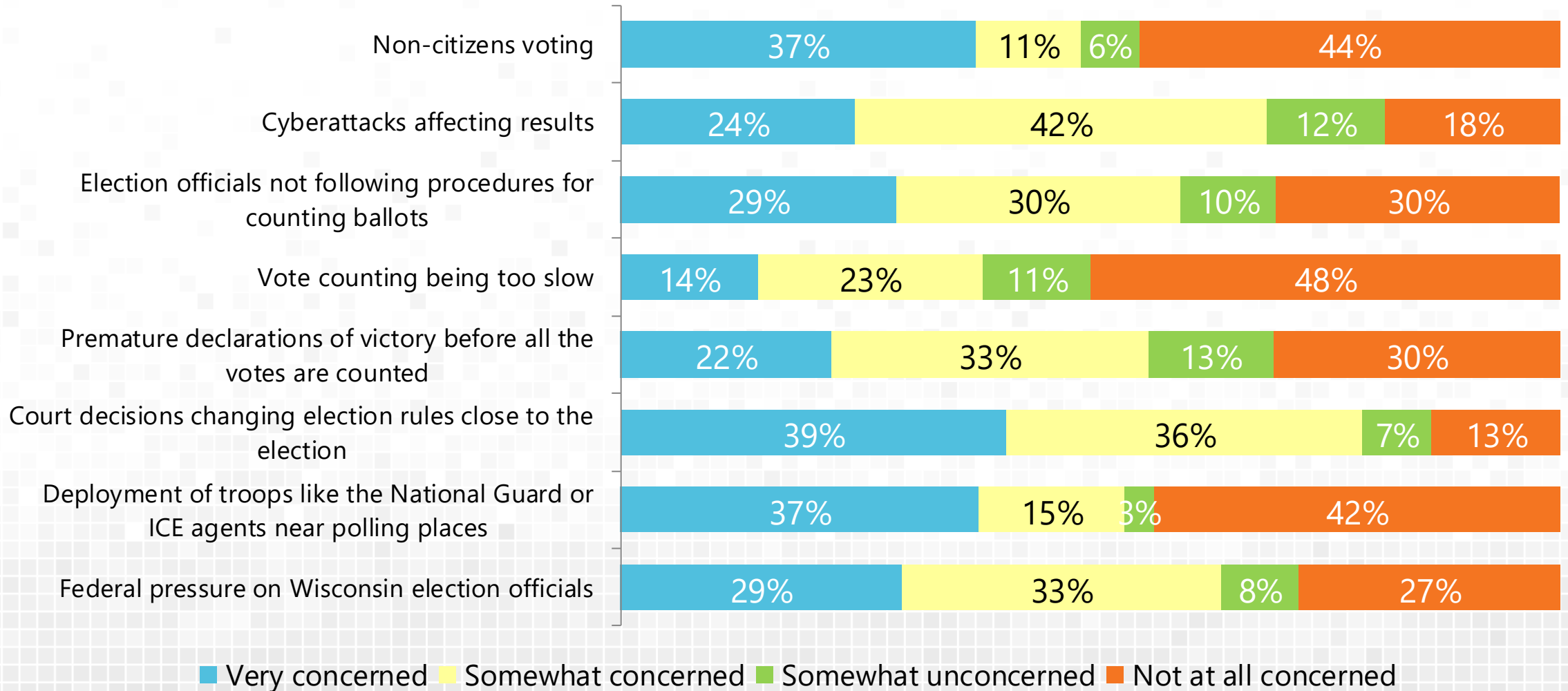
Mail-in voting is a convenient and secure way to vote. Safeguards like signature checks and audits make sure only legal votes are counted.



## VIEW ON MAIL BALLOTS AND MAIL-IN VOTING

	Opens door to Fraud/Abuse	Secure Way To Vote
<b>All</b>	<b>46%</b>	<b>53%</b>
<b>Milwaukee County</b>	<b>37%</b>	<b>63%</b>
<b>Waukesha County</b>	<b>52%</b>	<b>47%</b>
<b>Rest of Milwaukee DMA</b>	<b>47%</b>	<b>51%</b>
<b>Madison DMA</b>	<b>26%</b>	<b>73%</b>
<b>Green Bay DMA</b>	<b>55%</b>	<b>44%</b>
<b>White</b>	<b>46%</b>	<b>53%</b>
<b>Black</b>	<b>39%</b>	<b>61%</b>
<b>Men</b>	<b>51%</b>	<b>48%</b>
<b>Women</b>	<b>42%</b>	<b>57%</b>
<b>18-34</b>	<b>45%</b>	<b>55%</b>
<b>35-44</b>	<b>37%</b>	<b>61%</b>
<b>45-64</b>	<b>51%</b>	<b>48%</b>
<b>65+</b>	<b>48%</b>	<b>51%</b>
<b>High School</b>	<b>61%</b>	<b>39%</b>
<b>Some college</b>	<b>46%</b>	<b>52%</b>
<b>College graduate</b>	<b>40%</b>	<b>59%</b>
<b>Republican</b>	<b>85%</b>	<b>14%</b>
<b>Democrat</b>	<b>8%</b>	<b>92%</b>
<b>Independent</b>	<b>40%</b>	<b>57%</b>
<b>Election Day voters</b>	<b>53%</b>	<b>46%</b>
<b>Early voters</b>	<b>42%</b>	<b>57%</b>
<b>Absentee/ Mail voters</b>	<b>16%</b>	<b>81%</b>

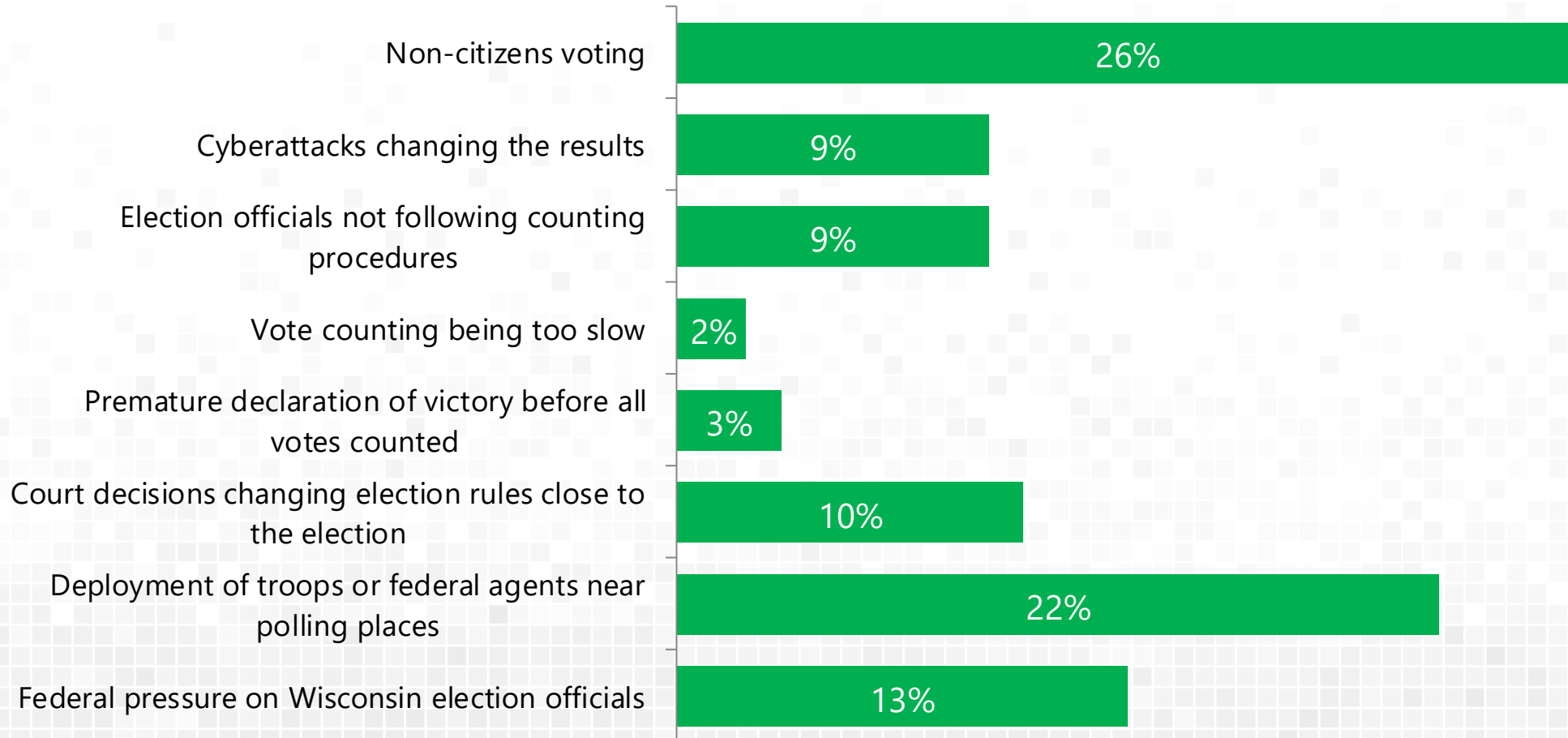
# CONCERN ABOUT EVENTS OR ACTIONS AFFECTING 2026 ELECTIONS



# CONCERN ABOUT EVENTS OR ACTIONS AFFECTING 2026 ELECTIONS

All Voters	Non-Citizen Voting	Cyber Attacks	Ignoring Procedure	Slow Counting	Premature Declarations	Courts Changing Rules	Deploying Troops to Polls	Federal Pressure
Concerned (Total)	48%	67%	58%	37%	55%	75%	52%	62%
Concerned (Very)	37%	24%	29%	14%	22%	39%	37%	29%
Not concerned (Total)	50%	30%	40%	59%	42%	19%	45%	34%
Not concerned (Very)	44%	18%	30%	48%	30%	12%	42%	27%
<b>Republicans</b>								
Concerned	88%	74%	81%	61%	59%	70%	14%	43%
Not concerned	9%	23%	17%	37%	38%	22%	82%	52%
Unsure	3%	3%	2%	2%	2%	8%	4%	5%
<b>Democrats</b>								
Concerned	8%	62%	39%	18%	53%	83%	91%	84%
Not concerned	91%	34%	59%	77%	43%	13%	8%	15%
Unsure	1%	4%	1%	5%	4%	4%	1%	1%
<b>Independents</b>								
Concerned	44%	61%	52%	28%	50%	69%	53%	57%
Not concerned	54%	34%	46%	67%	47%	25%	43%	37%
Unsure	2%	5%	2%	5%	3%	6%	4%	6%

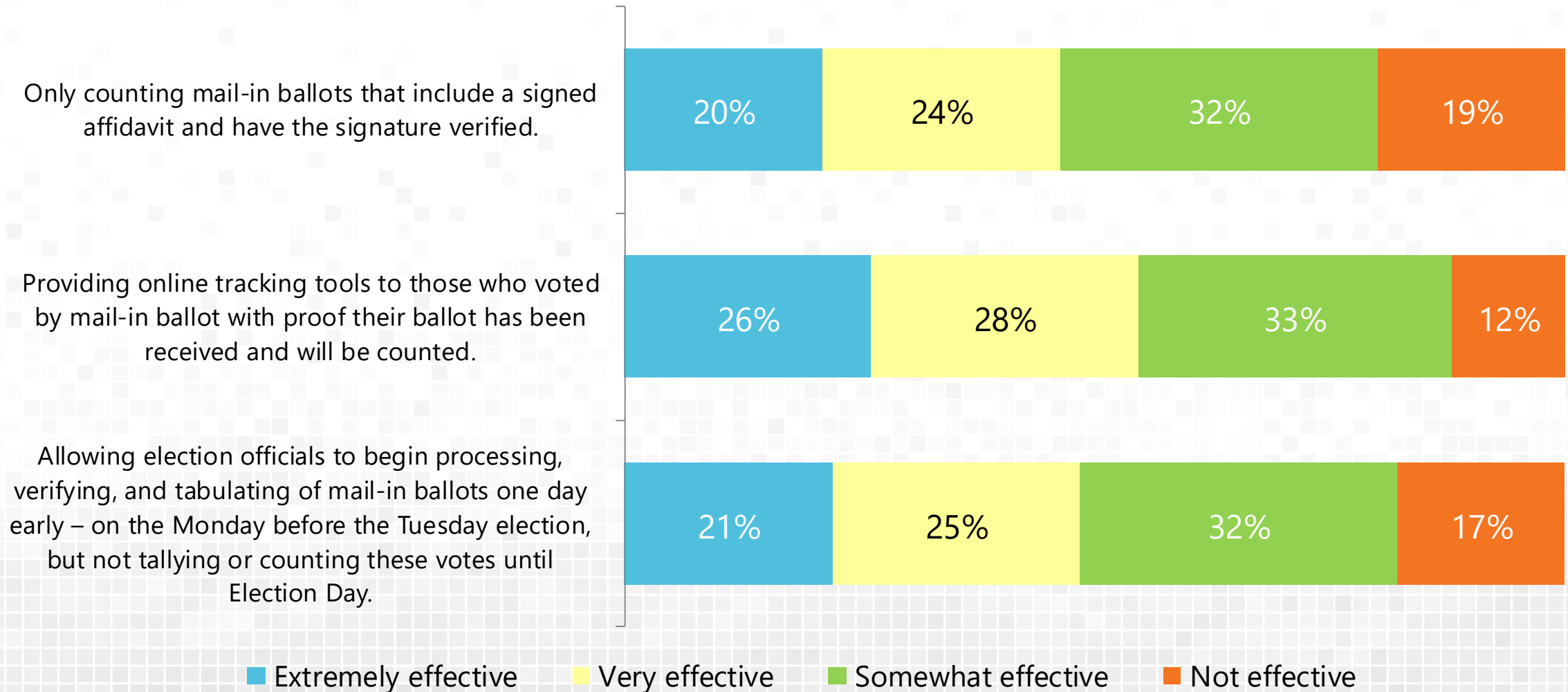
## Which of these events or actions would you say worries or concerns you the most?



## Which of these events or actions would you say worries or concerns you the most?

	All	GOP	DEM	IND
<b>Non-citizens voting</b>	26%	54%	--	20%
<b>Deployment of Troops/ICE to polls</b>	22%	1%	44%	24%
<b>Federal pressure on WI election officials</b>	13%	1%	26%	15%
<b>Cyberattacks</b>	9%	13%	4%	9%
<b>Court decisions changing rules</b>	10%	5%	13%	14%
<b>Not following procedures</b>	9%	13%	5%	9%
<b>Other</b>	10%	13%	9%	8%

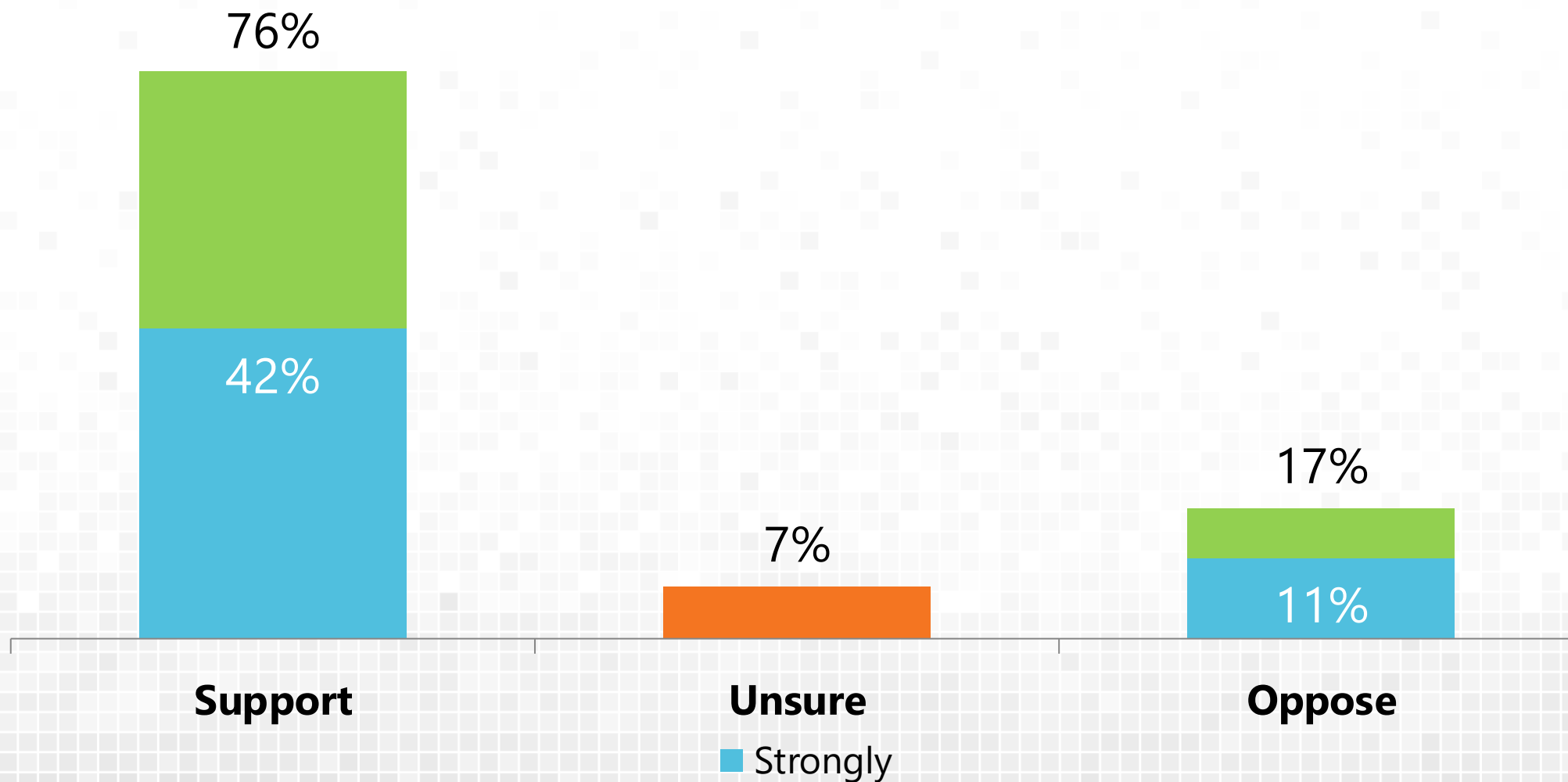
## EFFECTIVENESS OF MAIL-IN BALLOT PROPOSALS



## EFFECTIVENESS OF MAIL-IN BALLOT PROPOSALS

<b>All Voters</b>	<b>Only Counting Ballots with Verified Signature</b>	<b>Online Tracking for Those who vote By mail with Proof of Receipt</b>	<b>Allowing process and tabulating one day early – Monday before Tuesday Election</b>
<b>Very effective</b>	<b>44%</b>	<b>53%</b>	<b>47%</b>
<b>Somewhat effective</b>	<b>32%</b>	<b>33%</b>	<b>32%</b>
<b>Not effective</b>	<b>19%</b>	<b>12%</b>	<b>17%</b>
<b>Republicans</b>			
<b>Very effective</b>	<b>48%</b>	<b>40%</b>	<b>32%</b>
<b>Somewhat effective</b>	<b>32%</b>	<b>40%</b>	<b>35%</b>
<b>Not effective</b>	<b>17%</b>	<b>16%</b>	<b>27%</b>
<b>Democrats</b>			
<b>Very effective</b>	<b>40%</b>	<b>68%</b>	<b>67%</b>
<b>Somewhat effective</b>	<b>30%</b>	<b>25%</b>	<b>24%</b>
<b>Not effective</b>	<b>22%</b>	<b>6%</b>	<b>6%</b>
<b>Independents</b>			
<b>Very effective</b>	<b>42%</b>	<b>51%</b>	<b>37%</b>
<b>Somewhat effective</b>	<b>34%</b>	<b>32%</b>	<b>39%</b>
<b>Not effective</b>	<b>15%</b>	<b>13%</b>	<b>16%</b>
<b>Absentee/Mail in Ballot Voters</b>			
<b>Very effective</b>	<b>36%</b>	<b>72%</b>	<b>52%</b>
<b>Somewhat effective</b>	<b>39%</b>	<b>22%</b>	<b>34%</b>
<b>Not effective</b>	<b>16%</b>	<b>2%</b>	<b>7%</b>

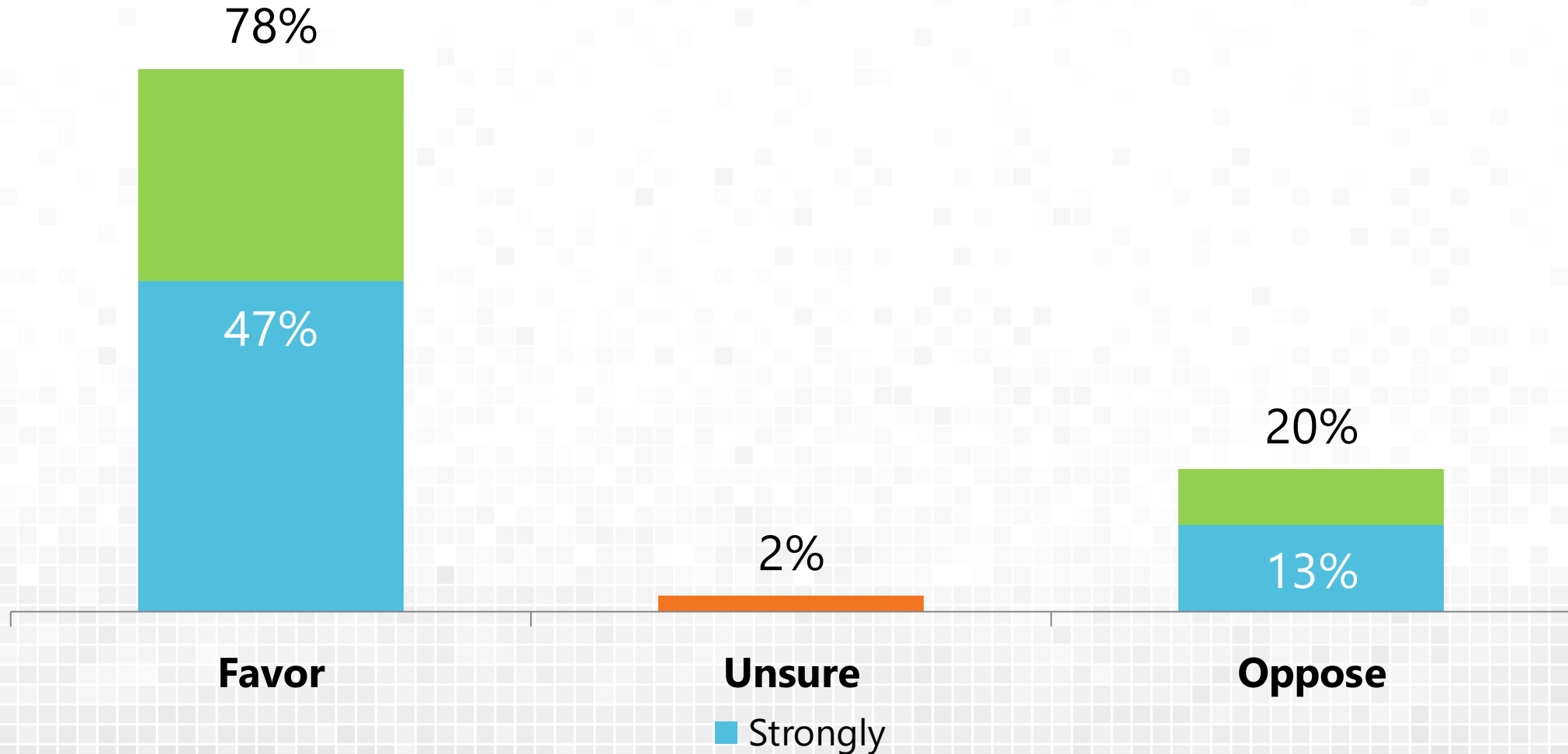
# Would you support or oppose the creation of a statewide standard set of rules regarding the issue of drop boxes, including access and security that all municipalities would be required to adhere to?



## Would you support or oppose the creation of a statewide standard set of rules regarding the issue of drop boxes, including access and security that all municipalities would be required to adhere to?

	Support	Unsure	Oppose
<b>All</b>	<b>76%</b>	<b>7%</b>	<b>17%</b>
<b>Milwaukee County</b>	<b>80%</b>	<b>13%</b>	<b>7%</b>
<b>Waukesha County</b>	<b>86%</b>	<b>5%</b>	<b>9%</b>
<b>Rest of Milwaukee DMA</b>	<b>76%</b>	<b>5%</b>	<b>19%</b>
<b>Madison DMA</b>	<b>70%</b>	<b>6%</b>	<b>24%</b>
<b>Green Bay DMA</b>	<b>76%</b>	<b>7%</b>	<b>17%</b>
<b>White</b>	<b>76%</b>	<b>5%</b>	<b>19%</b>
<b>Black</b>	<b>65%</b>	<b>25%</b>	<b>10%</b>
<b>Men</b>	<b>75%</b>	<b>7%</b>	<b>18%</b>
<b>Women</b>	<b>77%</b>	<b>6%</b>	<b>16%</b>
<b>18-34</b>	<b>80%</b>	<b>3%</b>	<b>17%</b>
<b>35-44</b>	<b>82%</b>	<b>9%</b>	<b>10%</b>
<b>45-64</b>	<b>79%</b>	<b>4%</b>	<b>17%</b>
<b>65+</b>	<b>65%</b>	<b>10%</b>	<b>25%</b>
<b>High School</b>	<b>71%</b>	<b>4%</b>	<b>25%</b>
<b>Some college</b>	<b>70%</b>	<b>10%</b>	<b>20%</b>
<b>College graduate</b>	<b>79%</b>	<b>6%</b>	<b>15%</b>
<b>Republican</b>	<b>79%</b>	<b>4%</b>	<b>17%</b>
<b>Democrat</b>	<b>75%</b>	<b>8%</b>	<b>17%</b>
<b>Independent</b>	<b>73%</b>	<b>9%</b>	<b>19%</b>
<b>Election Day voters</b>	<b>75%</b>	<b>7%</b>	<b>18%</b>
<b>Early voters</b>	<b>80%</b>	<b>6%</b>	<b>14%</b>
<b>Absentee/Mail voters</b>	<b>80%</b>	<b>3%</b>	<b>17%</b>

**Would you favor or oppose allowing election officials to begin the processing, verifying, and preparing absentee ballots to be counted starting the Monday before the Tuesday election, but NOT be able to tally or count them until Election Day?**



**Would you favor or oppose allowing election officials to begin the processing, verifying, and preparing absentee ballots to be counted starting the Monday before the Tuesday election, but NOT be able to tally or count them until Election Day?**

	<b>Favor</b>	<b>Unsure</b>	<b>Oppose</b>
<b>All</b>	<b>77%</b>	<b>2%</b>	<b>20%</b>
<b>Milwaukee County</b>	<b>87%</b>	<b>2%</b>	<b>11%</b>
<b>Waukesha County</b>	<b>81%</b>	<b>1%</b>	<b>18%</b>
<b>Rest of Milwaukee DMA</b>	<b>79%</b>	<b>2%</b>	<b>20%</b>
<b>Madison DMA</b>	<b>77%</b>	<b>2%</b>	<b>20%</b>
<b>Green Bay DMA</b>	<b>77%</b>	<b>--</b>	<b>23%</b>
<b>White</b>	<b>76%</b>	<b>2%</b>	<b>22%</b>
<b>Black</b>	<b>93%</b>	<b>--</b>	<b>7%</b>
<b>Men</b>	<b>76%</b>	<b>2%</b>	<b>22%</b>
<b>Women</b>	<b>79%</b>	<b>3%</b>	<b>19%</b>
<b>18-34</b>	<b>77%</b>	<b>3%</b>	<b>20%</b>
<b>35-44</b>	<b>81%</b>	<b>3%</b>	<b>16%</b>
<b>45-64</b>	<b>80%</b>	<b>1%</b>	<b>19%</b>
<b>65+</b>	<b>71%</b>	<b>3%</b>	<b>26%</b>
<b>Republican</b>	<b>67%</b>	<b>3%</b>	<b>30%</b>
<b>Democrat</b>	<b>90%</b>	<b>1%</b>	<b>9%</b>
<b>Independent</b>	<b>75%</b>	<b>3%</b>	<b>22%</b>
<b>'24 Trump voter</b>	<b>68%</b>	<b>3%</b>	<b>29%</b>
<b>'24 Harris voter</b>	<b>89%</b>	<b>1%</b>	<b>10%</b>
<b>Election Day voters</b>	<b>75%</b>	<b>1%</b>	<b>24%</b>
<b>Early voters</b>	<b>81%</b>	<b>4%</b>	<b>14%</b>
<b>Absentee/Mail voters</b>	<b>86%</b>	<b>2%</b>	<b>11%</b>